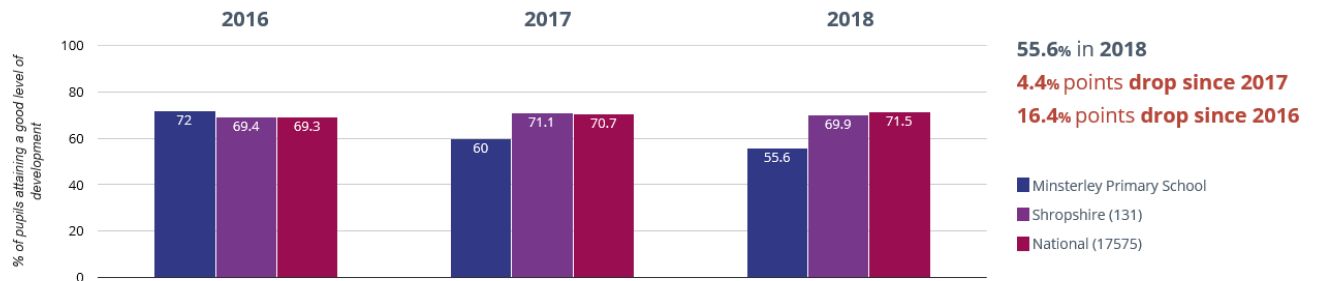


Achievement data

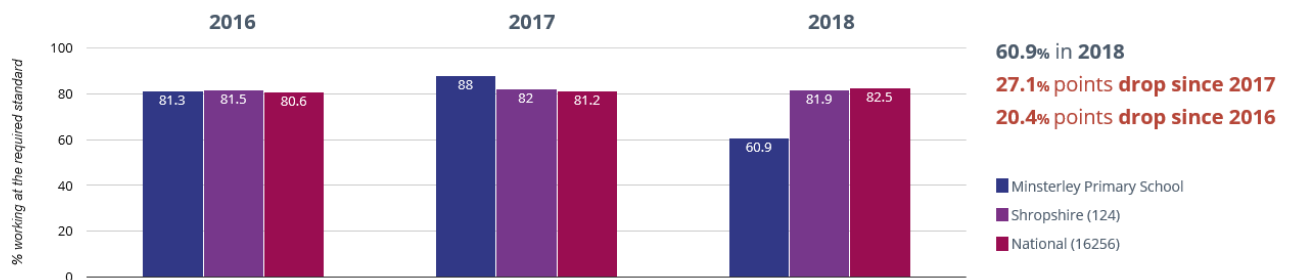
EYFS Data

★ Good Level Of Development



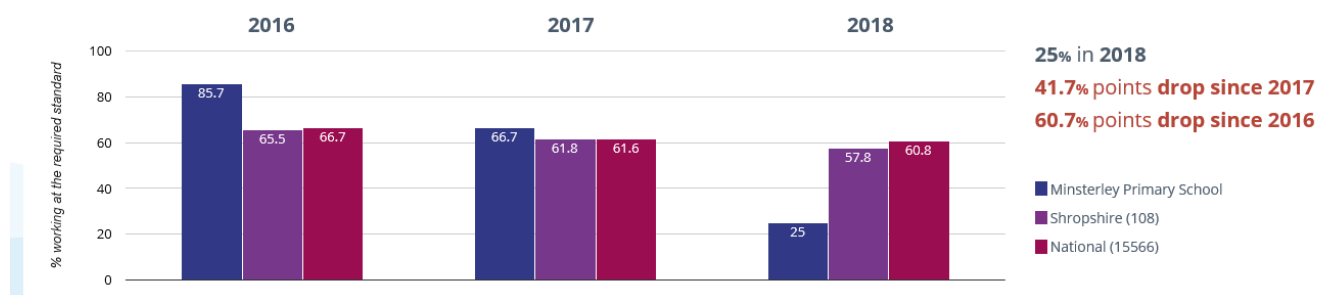
Phonic Data

🗣️ Year 1: Working At



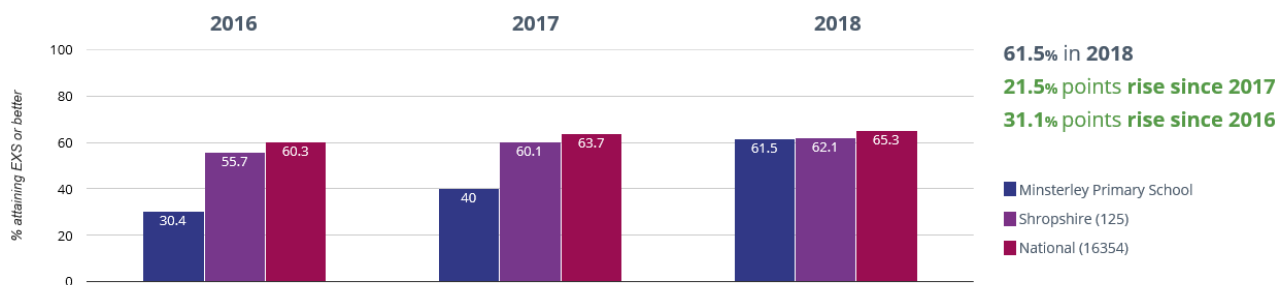
Year 2 Phonics

🗣️ Year 2: Working At



Key Stage One Data

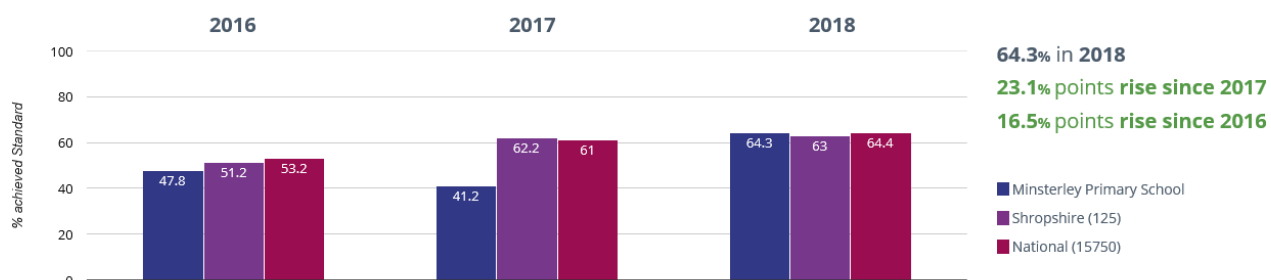
RWM - attaining EXS or better



	Reading		Writing		Maths	
	Expected	Greater depth	Expected	Greater depth	Expected	Greater depth
School	76.9	30.8	69.2	26.9	65.4	26.9
National	75.4	25.6	69.9	15.9	76.1	21.8
LA	74.2	26.4	67.6	15.6	75	20.6

Key Stage Two Data

RWM - achieved standard



	Reading		Writing		Maths		GPS	
	Expected	Greater depth	Expected	Greater depth	Expected	Greater depth	Expected	Greater depth
School	85%	21.4%	71.4%	7.1%	85.7%	28.6%	71.4%	28.6%
National	77%	28.1%	78.3%	19.9%	75.6%	23.6%	77.7%	34.4%
LA	75.3%	28.9%	77.7%	19.2%	74.5%	21.3%	77.6%	29.3%

Progress Measures 2018

Estab No.	Estab. Name	Total Cohort	Avg. KS1 Pt Score	READING			WRITING			MATHS					
				Cover.	% Prog. Score ≥ 0	Avg. Prog. Score	Conf. Int.	Cover.	% Prog. Score ≥ 0	Avg. Prog. Score	Conf. Int.	Cover.	% Prog. Score ≥ 0	Avg. Prog. Score	Conf. Int.
2072	Minsterley Primary School	14	16.6	85.7%	58.3%	+0.3	± 3.4	85.7%	25.0%	-2.1	± 3.2	85.7%	58.3%	+1.2	± 3.1

+ Significantly above national average |
 - Significantly below national average